

SS12 THRU SS110

SCHOTTKY BARRIER RECTIFIER

VOLTAGE RANGE 20 to 100 Volts CURRENT 1.0 Ampere

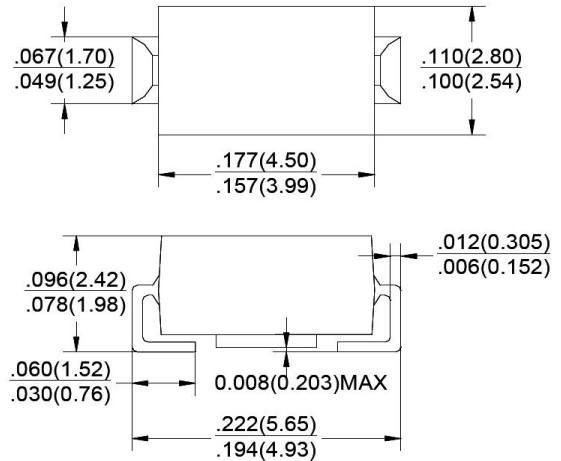
FEATURES

- ◆ Low forward voltage drop
- ◆ Low leakage current
- ◆ High forward surge capability

Mechanical Data

- ◆ Case: SMA-J mold plastic
- ◆ Epoxy: UL94V-0 rate flame retardant
- ◆ Polarity: Indicated by cathode band
- ◆ Lead: Solder plated, solderable per MIL-STD-750 method 2026
- ◆ Mounting position: Any

SMA - J (DO-214AC)



Dimensions in inches and (millimeters)

MAXIMUM RATINGS AND ELECTRICAL CHARACTERISTICS

Rating at 25°C ambient temperature unless otherwise specified.

Single phase, half wave, 60Hz, resistive or inductive load. For capacitive load, derate current by 20%

PARAMETER	SYMBOL	SS12	SS13	SS14	SS15	SS16	SS18	SS110	UNIT
Maximum Repetitive Peak Reverse Voltage	V _{RRM}	20	30	40	50	60	80	100	Volts
Maximum RMS Voltage	V _{RMS}	14	21	28	35	42	56	70	Volts
Maximum DC Blocking Voltage	V _{DC}	20	30	40	50	60	80	100	Volts
Maximum Average Forward Rectified Current	I _(AV)	1.0							Amps
Peak Forward Surge Current 8.3mS single half sine-wave superimposed on rated load (JEDEC method)	I _{FSM}	30							Amps
Maximum Instantaneous Forward Voltage at 1.0A	V _F	0.55			0.70		0.85		Volts
Maximum DC Reverse Current at rated DC Blocking Voltage	I _R	0.5							uA
		20							
Typical Thermal Resistance (NOTE 1)	R _{θJA}	88							pF
Operating Temperature Range	T _J	-55 to +125							°C/W
Storage Temperature Range	T _{STG}	-55 to +150							°C

Note: 1. Thermal Resistance from Junction to Ambient at 5.0×5.0mm² copper pad areas.

SS12 THRU SS110

SCHOTTKY BARRIER RECTIFIER

VOLTAGE RANGE 20 to 100 Volts CURRENT 1.0 Ampere

RATING AND CHARACTERISTIC CURVES SS12 THRU SS110

FIG.1-TYPICAL FORWARD CURRENT DERATING CURVE

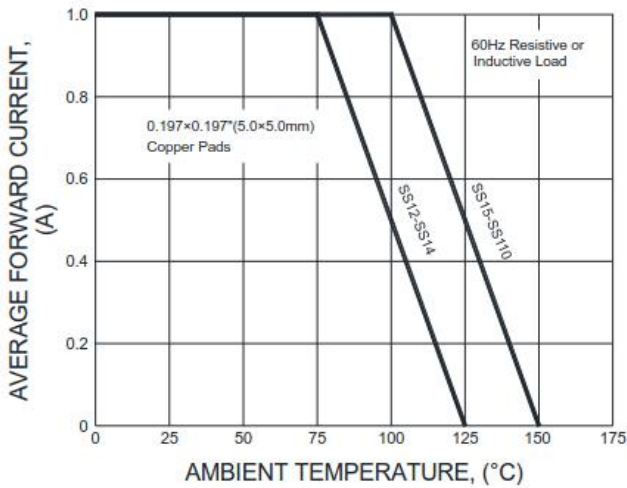


FIG.2-MAXIMUM NON-REPETITIVE PEAK FORWARD SURGE CURRENT

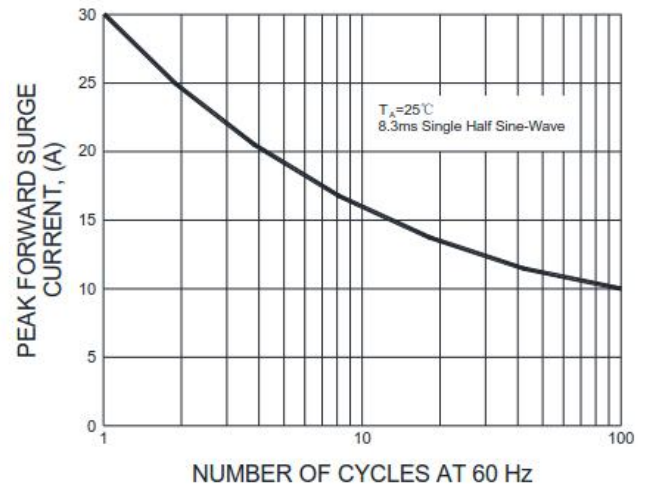


FIG.3-TYPICAL INSTANTANEOUS FORWARD CHARACTERISTICS

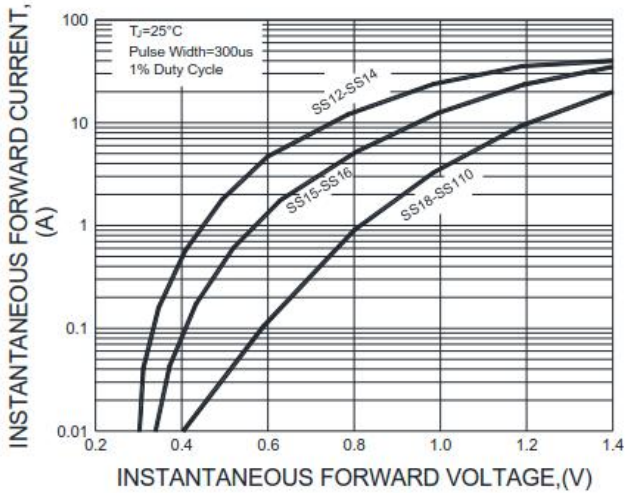
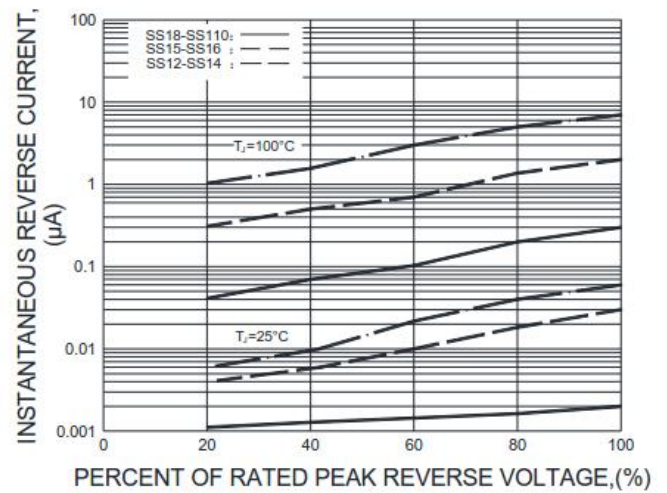


FIG.4-TYPICAL REVERSE CHARACTERISTICS



Note: Specifications are subject to change without notice. For more detail and update, please visit our website.