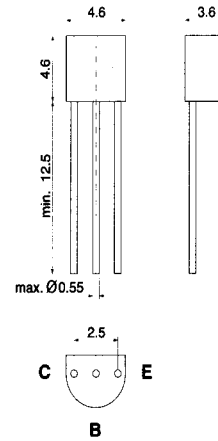


PNP Silicon Epitaxial Planar Transistor

for switching and amplifier applications. Especially suitable for AF-driver stages and low-power output stages.

These types are also available subdivided into three groups -16, -25 and -40, according to their DC current gain. As complementary types, the NPN transistors BC337 and BC338 are recommended.

On special request, these transistors can be manufactured in different pin configurations. Please refer to the "TO-92 TRANSISTOR PACKAGE OUTLINE" on page 80 for the available pin options.



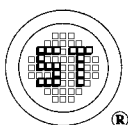
TO-92 Plastic Package
Weight approx. 0.18 g
Dimensions in mm

Absolute Maximum Ratings ($T_a = 25^\circ\text{C}$)

		Symbol	Value	Unit
Collector Emitter Voltage	HN / BC 327	$-V_{CES}$	50	V
	HN / BC 328	$-V_{CES}$	30	V
Collector Emitter Voltage	HN / BC 327	$-V_{CEO}$	45	V
	HN / BC 328	$-V_{CEO}$	25	V
Emitter Base Voltage		$-V_{EBO}$	5	V
Collector Current		$-I_C$	800	mA
Peak Collector Current		$-I_{CM}$	1	A
Base Current		$-I_B$	100	mA
Power Dissipation at $T_{amb} = 25^\circ\text{C}$		P_{tot}	625 ¹⁾	mW
Junction Temperature		T_j	150	$^\circ\text{C}$
Storage Temperature Range		T_s	-65 to + 150	$^\circ\text{C}$

¹⁾ Valid provided that leads are kept at ambient temperature at a distance of 2 mm from case

G S P FORM A AVAILABLE



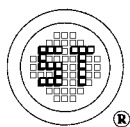
SEMTECH ELECTRONICS LTD.

(wholly owned subsidiary of HONEY TECHNOLOGY LTD.)



Characteristics at $T_{amb} = 25\text{ }^\circ\text{C}$

	Symbol	Min.	Typ.	Max.	Unit
DC Current Gain. at $-V_{CE} = 1\text{ V}$, $-I_C = 300\text{ mA}$					
Current Gain Group-16	h_{FE}	100	160	250	-
-25	h_{FE}	160	250	400	-
-40	h_{FE}	250	400	630	-
at $-V_{CE} = 1\text{ V}$, $-I_C = 300\text{ mA}$					
Current Gain Group-16	h_{FE}	60	130	-	-
-25	h_{FE}	100	200	-	-
-40	h_{FE}	170	320	-	-
Thermal Resistance Junction to Ambient Air	R_{thA}	-	-	200 ¹⁾	K/W
Collector Emitter Cutoff Current at $-V_{CE} = 45\text{ V}$					
HN / BC 327	$-I_{CES}$	-	2	100	nA
at $-V_{CE} = 25\text{ V}$					
HN / BC 328	$-I_{CES}$	-	2	100	nA
at $-V_{CE} = 45\text{ V}$, $T_{amb} = 125\text{ }^\circ\text{C}$					
HN / BC 327	$-I_{CES}$	-	-	10	μA
at $-V_{CE} = 25\text{ V}$, $T_{amb} = 125\text{ }^\circ\text{C}$					
HN / BC 328	$-I_{CES}$	-	-	10	μA
Collector Emitter Breakdown Voltage at $-I_C = 10\text{ mA}$					
HN / BC 327	$-V_{(BR)CEO}$	45	-	-	V
HN / BC 328	$-V_{(BR)CEO}$	25	-	-	V
Collector Emitter Breakdown Voltage at $-I_C = 0.1\text{ mA}$					
HN / BC 327	$-V_{(BR)CES}$	50	-	-	V
HN / BC 328	$-V_{(BR)CES}$	30	-	-	V
Emitter Base Breakdown Voltage at $-I_E = 0.1\text{ mA}$	$-V_{(BR)EBO}$	5	-	-	V
Collector Saturation Voltage at $-I_C = 500\text{ mA}$, $-I_B = 50\text{ mA}$	$-V_{CEsat}$	-	-	0.7	V
Base Emitter Voltage at $-V_{CE} = 1\text{ V}$, $-I_C = 300\text{ mA}$	$-V_{BE}$	-	-	1.2	V
Gain Bandwidth Product at $-V_{CE} = 5\text{ V}$, $-I_C = 10\text{ mA}$, $f = 50\text{ MHz}$	f_T	-	100	-	MHz
Collector Base Capacitance at $-V_{CB} = 10\text{ V}$, $f = 1\text{ MHz}$	C_{CBO}	-	12	-	pF
1) Valid provided that leads are kept at ambient temperature at a distance of 2 mm from case.					



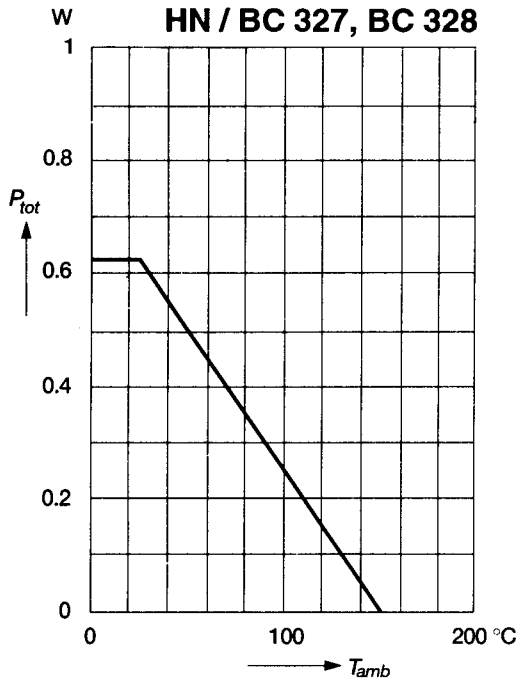
SEMTECH ELECTRONICS LTD.

(wholly owned subsidiary of HONEY TECHNOLOGY LTD.)

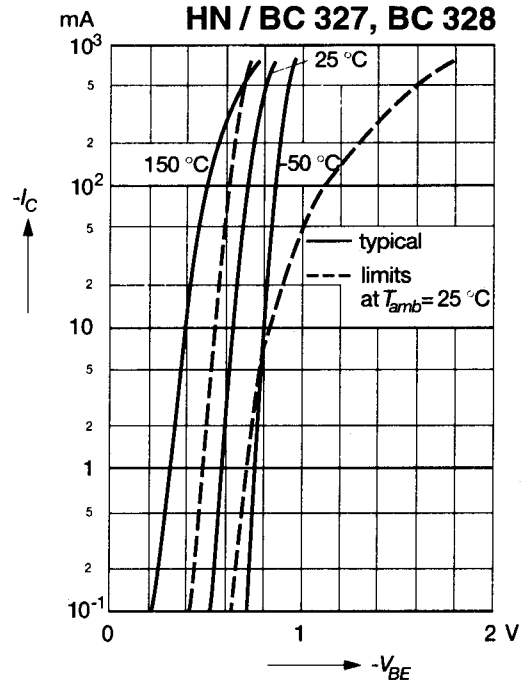


Admissible power dissipation versus ambient temperature

Valid provided that leads are kept at ambient temperature at a distance of 2 mm from case

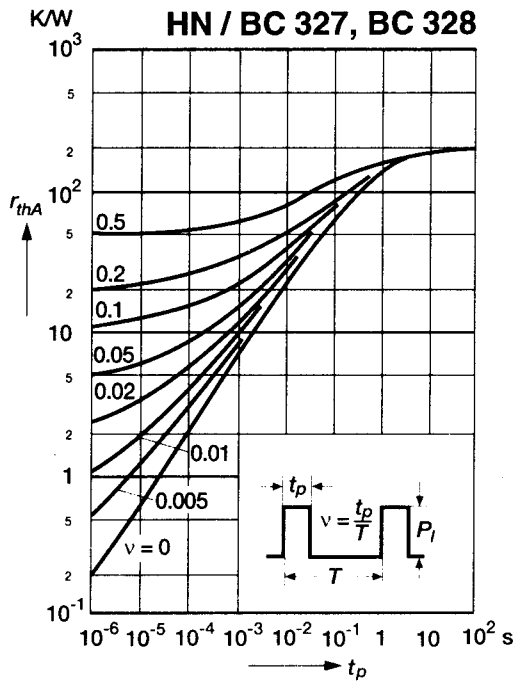


Collector current versus base-emitter voltage

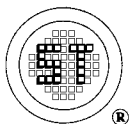
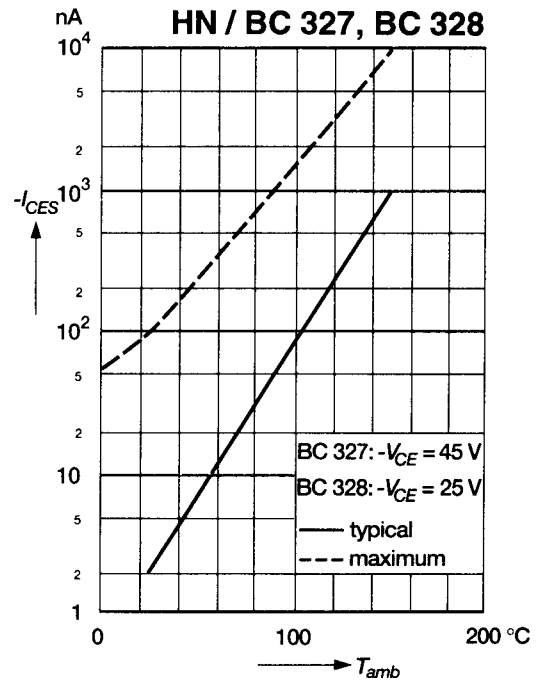


Pulse thermal resistance versus pulse duration

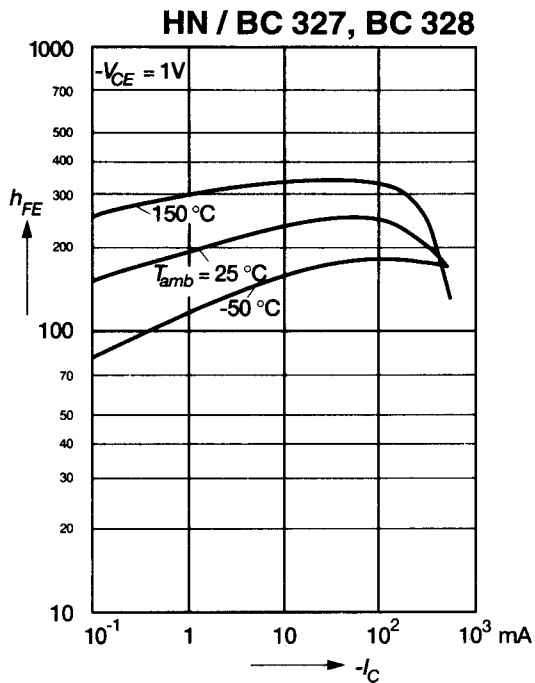
Valid provided that leads are kept at ambient temperature at a distance of 2 mm from case



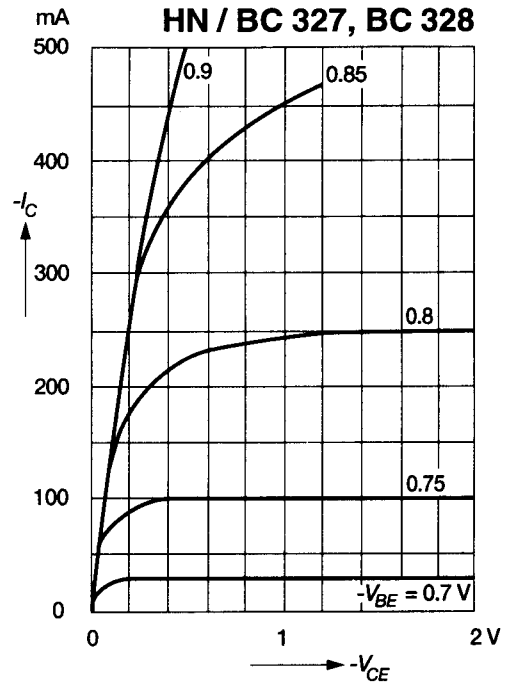
Collector-emitter cutoff current versus ambient temperature



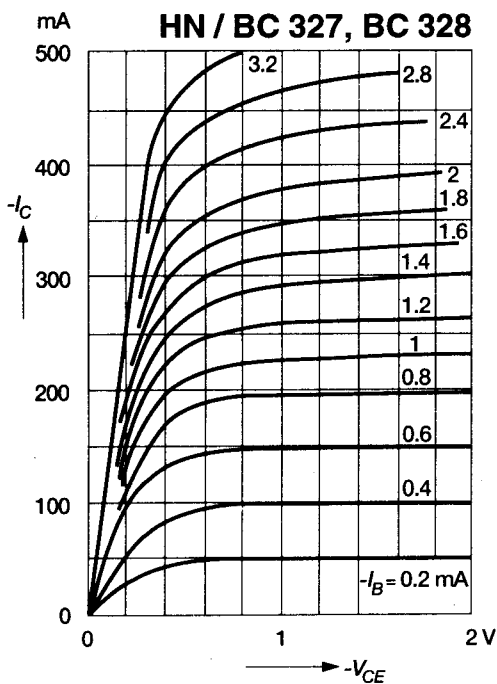
DC current gain versus collector current



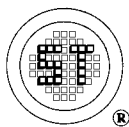
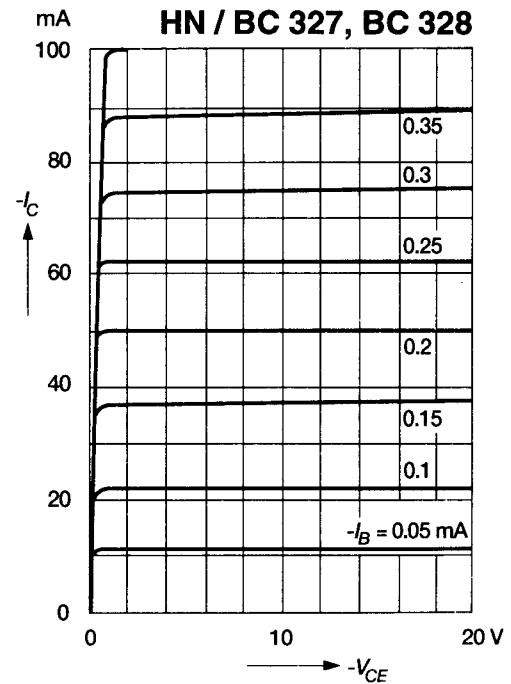
Common emitter collector characteristics



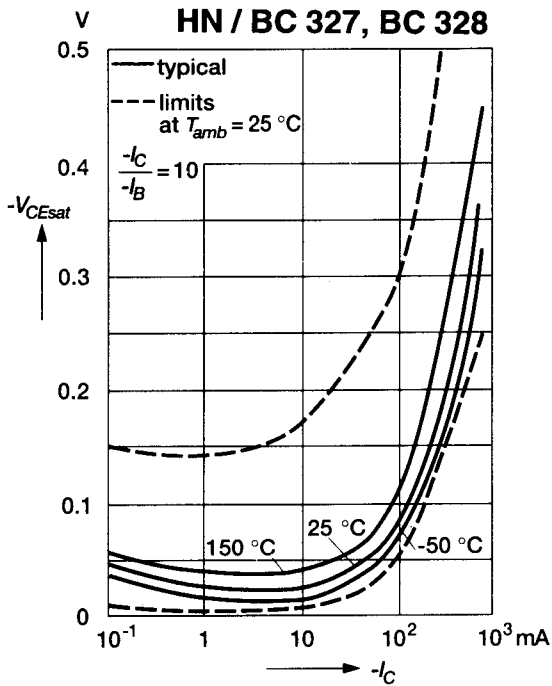
Common emitter collector characteristics



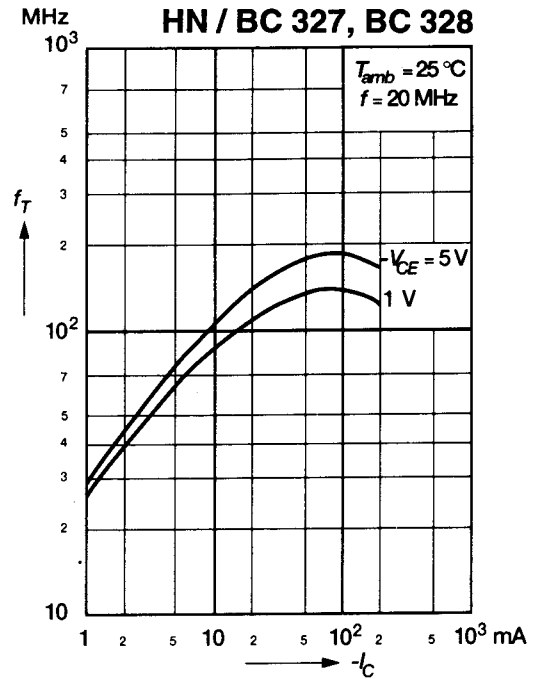
Common emitter collector characteristics




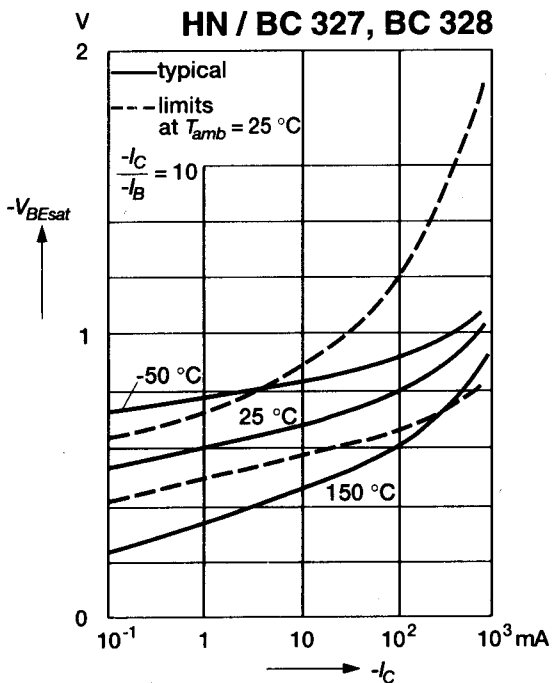
Collector saturation voltage versus collector current



Gain-bandwidth product versus collector current



Base saturation voltage versus collector current



SEMTECH ELECTRONICS LTD.

(wholly owned subsidiary of HONEY TECHNOLOGY LTD.)

